

# INDUSTRIAL PRODUCTS WORK TOOLS



**PIERCE**



# PIERCE

In-house design team: check. Sophisticated manufacturing capabilities: check. Product testing and certification, technical support, and convenient distribution centers throughout North America: check, check, and check. With so much to offer, we're ideally positioned to provide complete solutions for all of your business needs.

From ordinary to extraordinary.

As a leading designer and manufacturer of hydraulic excavator attachments and work tools, Pierce has built a solid reputation for providing reliable, high performance products that are designed to keep pace with changing industry conditions — and one step ahead of emerging technologies.

Our position as a direct supplier for many of the world's leading equipment providers has enabled us to become experts in client collaboration, managing specific application parameters, and maintaining the highest quality standards for a variety of markets. Even if your needs call for a customized solution that doesn't currently exist, you can count us to make it happen — and make it happen right. Imagine that.





# ORANGE PEEL GRAPPLES

## ORANGE PEEL GRAPPLES

Heavy-duty scrap handling meets its match with Pierce orange peel grapples. Extended wear grapple tips complement the extreme duty main frame and AR400 steel grapple tines. Together, they deliver a tough-as-nails scrap grapple. Combine that with heavy-duty components, guarding and high-pressure cylinders for greater closing power, and you have a work tool designed for high duty cycles and extreme applications.



# MAXIMIZE UPTIME AND PRODUCTION

## FEATURES:

- Powered 360° continuous rotation.
- Heavy-duty bearing and rotate motor.
- Oversized pins and aluminum bronze bushings.
- Completely protected hydraulics.
- High-pressure cylinders.
- Convenient access to all serviceable locations.
- Grapple-to-link pin.
- Optimum arm shape to maximize payload.
- Hardened grapple tips.
- 2yd<sup>3</sup> (and smaller) grapples designed to optimally fit into and unload dump trailers.


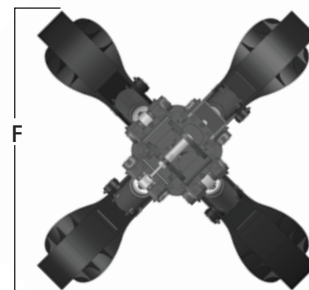
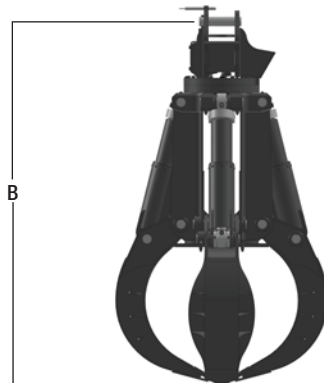
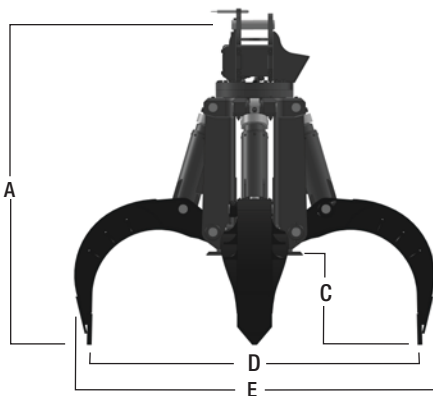


## OPTIONAL:

- Y - links.
- Knock-about and non-rotating.

## ORANGE PEEL GRAPPLE SPECIFICATIONS

SIZE	MODEL	A	B	C	D	E	F	G	WEIGHT
.75 YD <sup>3</sup>	OP75	85"	98"	25"	86"	95"	74"	47"	3,700#
1.0 YD <sup>3</sup>	OP100	89"	101"	31"	91"	103"	79"	49"	3,900#
1.25 YD <sup>3</sup>	OP125	89"	103"	31"	96"	107"	82"	42"	4,150#
1.5 YD <sup>3</sup>	OP150	88"	104.8"	30"	101"	112"	86"	55"	4,450#
2.0 YD <sup>3</sup>	OP200	94"	113"	36"	112"	122"	92"	58"	4,800#
2.5 YD <sup>3</sup>	OP250	96"	118"	39"	121"	134"	100"	64"	5,600#
3.0 YD <sup>3</sup>	OP300	104"	126"	43"	129"	143"	108"	72"	6,500#







# CLAMSHELL BUCKETS

GRAB THE  
BULK  
OF THE JOB.

IT'S ALL  
IN A DAY'S  
WORK.

Loading and handling bulk material is gritty, rigorous work that can put a world of hurt on your equipment. Pierce clamshell buckets have the muscle you need to power through all of it... safely, reliably and profitably.





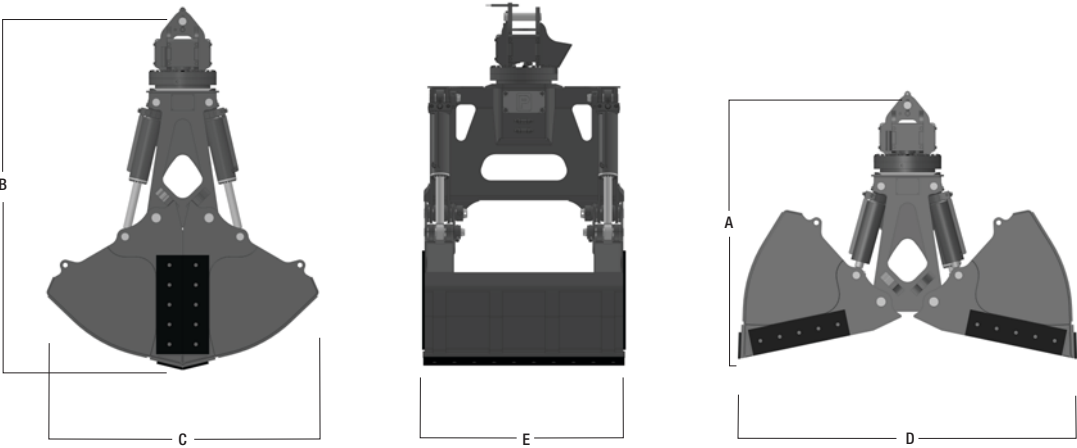
# HERE'S THE SCOOP ON OUR CLAMSHELL BUCKETS.

- FEATURES:
- High-strength materials reduce unnecessary weight.
  - A514 steel main frame.
  - Powered 360° continuous rotation.
  - Wear-resistant bucket surfaces with cutting edges.
  - Heavy-duty bearing and rotate motor.
  - Oversized pins and aluminum bronze bushings.
  - Completely protected hydraulics.
  - (4) high pressure cylinders.
  - Clamshell-to-link pin.
- OPTIONAL:
- Y - links.
  - Knock-about and non-rotating.

## CLAMSHELL BUCKET SPECIFICATIONS

MODEL	HEAPED CAPACITY	STRUCK CAPACITY	A	B	C	D	E	WEIGHT
QC200	2.0 YD3	1.7 YD3	76"	102"	75"	95"	62"	5,325#
QC250	2.5 YD3	2.2 YD3	77"	106"	82"	103"	62"	5,750#
QC300	3.0 YD3	2.6 YD3	78"	110"	90"	111"	62"	6,090#
QC350	3.5 YD3	3.0 YD3	83"	115"	89"	109"	74"	7,750#
QC400	4.0 YD3	3.4 YD3	84"	118"	95"	115"	74"	7,975#
QC450	4.5 YD3	3.9 YD3	85"	121"	99"	121"	74"	8,200#
QC500	5.0 YD3	4.3 YD3	84"	119"	97"	118"	86"	9,100#
QC550	5.5 YD3	4.7 YD3	85"	122"	101"	123"	86"	9,600#
QC600	6.0 YD3	5.2 YD3	86"	124"	105"	127"	86"	10,100#
QC700	7.0 YD3	6.0 YD3	97"	130"	106"	128"	100"	11,500#
QC800	8.0 YD3	6.9 YD3	98"	134"	113"	136"	100"	13,000#
QC900	9.0 YD3	7.7 YD3	102"	138"	112"	135"	114"	14,200#
QC1000	10.0 YD3	8.6 YD3	103"	141"	117"	141"	114"	15,100#
QC1100	11.0 YD3	9.5 YD3	103"	144"	122"	147"	114"	16,000#

BUCKETS SUITED FOR LIGHTWEIGHT MATERIAL (LESS THAN 1,800# YD3) AVAILABLE UPON REQUEST.  
BUCKETS IN HEAVY-DUTY DIGGING CONFIGURATION AVAILABLE UPON REQUEST.







POWER ATTACHMENTS


## PIERCE ATTACHMENTS POWER ON!

Pierce power attachments are specifically made to stand up to the rigors of heavy construction, forestry, demolition, and extreme climate and work conditions. They're also perfect for ground level demolition, road building, and heavy-duty excavation.



# POWER ATTACHMENTS

POWER ATTACHMENT SIZES (CLAMSHELL BUCKET SHOWN)			
MODEL CAPACITY	PPA-25 .5 YD <sup>3</sup>	PPA-27 .75 - 1.0 YD <sup>3</sup>	PPA-30 1.25 - 1.5 YD <sup>3</sup>
MACHINE SIZE IN (MT)	20-26	27-39	31-52
WEIGHT (SINGLE DRIVE, NO LUGGING)	3,600#	4,700#	5,600#
A: HEIGHT (OPEN)	62"	66"	70"
B: HEIGHT (CLOSED)	77"	86"	96"
C: OVERALL WIDTH (OPEN)	87"	103"	120"
D: OVERALL WIDTH (CLOSED)	51"	54"	62"
E: MAXIMUM OPENING	81"	96"	114"
F: DEPTH	35"	37"	43"
NOTE: SPECIFICATIONS AND MEASUREMENTS WILL VARY DEPENDING ON CONFIGURATION. MEASUREMENTS ABOVE REFLECT CLAMSHELL BUCKET CONFIGURATION.			
ROTATE GEAR/BEARING DIAMETER	25"	27"	30"
MAIN BEARING RATING	120,000 LBS @ 0 FT. LBS 40,000 LBS @ 52,000 FT. LBS.	120,000 LBS @ 0 FT. LBS 40,000 LBS @ 52,000 FT. LBS.	160,000 LBS @ 0 FT. LBS 50,000 LBS @ 70,000 FT. LBS.
ROTATION	360°	360°	360°
STANDARD DRIVE	SINGLE DRIVE	SINGLE DRIVE	SINGLE DRIVE
OPTIONAL DRIVE	DUAL DRIVE (-D)	DUAL DRIVE (-D)	DUAL DRIVE (-D)
CYLINDER SIZE	4"	4"	4.5"



## FEATURES:

- High strength materials reduce unnecessary weight.
- Wear resistant bucket surfaces.
- Common upper structure.
- Lugging interfaces to any excavator.
- Completely protected hydraulics.
- Bolt-on, replaceable, serrated side edges.
- Replaceable bucket teeth.
- Heavy-duty bearing and rotate motor.
- Single rotate drive.
- Oversized pins and aluminum bronze bushings.
- Powered 360° continuous rotation.
- Heavy-duty, high pressure hydraulic swivel.
- High pressure cylinders.
- Rotational float.

## OPTIONAL:

- Dual-drive rotate motors.
- Tool cylinder anchor.
- Installation control kit.
- Alternate arm configurations.
- Valve-in-head configuration.
- Open/close/rotate proportional control.

## AVAILABLE CONFIGURATIONS:

- Clamshell bucket (-B)
- 3 x 4 contractor grapple (-C)
- Forestry grapple (-F)
- Rake (-R)







Pierce Pacific Manufacturing, Inc.

4424 NE 158th  
Portland, Oregon 97230 USA

Post Office Box 30509  
Portland, Oregon 97294 USA

Telephone: 503.808.9110  
Toll Free: 800.760.3270  
Fax: 503.808.9111

Distribution Warehouse:  
Jackson, Mississippi USA

[www.piercepacific.com](http://www.piercepacific.com)



Scan for all Pierce products  
and more.

040122